

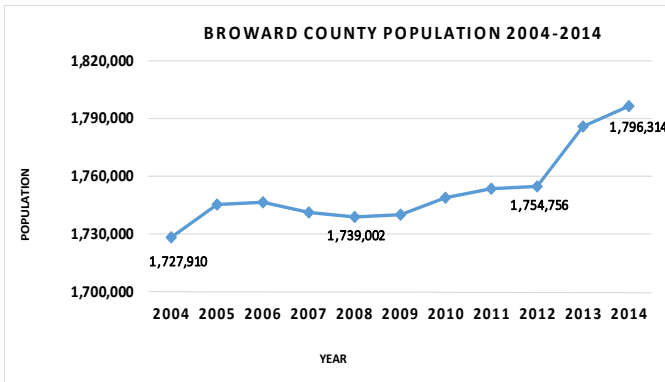


Broward Regional Health Planning Council

Broward County Quick Facts

POPULATION DEMOGRAPHICS

Size: Broward County is currently the Nation's 17th largest county. The population size has steadily increased since 2008, with a significant increase by 41,558 residents from 2012 to 2014.



Source: Florida CHARTS 2015

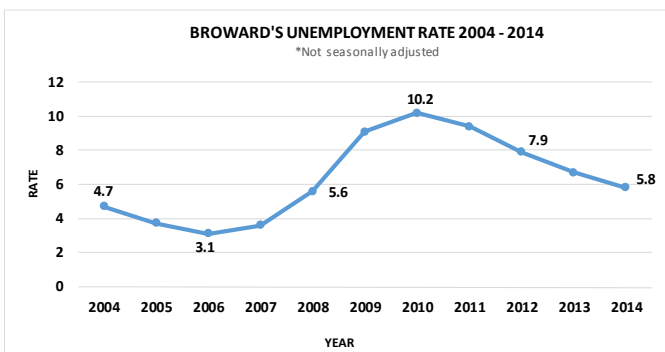
Race/Ethnicity: In Broward County, as in other counties in the country, the Hispanic and Black populations have grown more rapidly than the White population during the past 5 years. The 2010 Census marked the first time Broward County was considered a "minority-majority" county.

BROWARD POPULATION BY RACE/ETHNICITY	2015	
	#	%
White (Non-Hispanic)	746,145	41%
Black & Other (Non-Hispanic)	581,367	32%
Hispanic	477,885	27%
Total Population	1,805,397	100%

Source: Florida CHARTS

UNEMPLOYMENT

Broward's unemployment reached its highest rate due to the economic crisis of 2010. Since then, the rate has declined by nearly half, from 10.2 to a 5.8 percent in 2014.



Source: Bureau of Labor Statistics

POVERTY

In 2014, 47 million people lived in poverty in the United States. "Although poverty is often perceived as a problem of urban environments and inner cities, the poverty rate in metropolitan areas (15%) is actually lower than the poverty rate of people outside metropolitan areas (17%)".¹ In Broward County, families with female householder/no husband present and related children under 5 years of age represent the highest percentage (32.5%) group whose income in the past 12 months was below the poverty level.

PERCENTAGE OF FAMILIES AND PEOPLE WHOSE INCOME IN THE PAST 12 MONTHS IS BELOW THE POVERTY LEVEL			
Year	2012	2013	2014
All families	10.1%	10.9%	11.4%
Married couple families	6.0%	6.4%	6.4%
Families with female householder, no husband present	21.3%	22.5%	23.8%
With related children under 18 years	27.8%	29.2%	30.9%
With related children under 5 years only	29.2%	30.2%	32.5%
All people	13.5%	14.3%	14.6%
< 18 years	18.0%	18.9%	19.7%
18 years and over	12.2%	12.9%	13.2%
18 to 64 years	12.2%	13.0%	13.4%
65 years and over	12.5%	12.7%	12.7%
People in families	11.1%	11.8%	12.3%
Unrelated individuals 15 years and over	22.7%	23.8%	24.1%

Source: U.S. Census Bureau

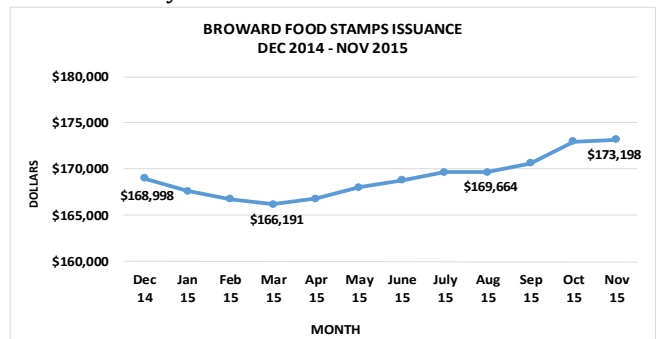
PUBLIC ASSISTANCE

Food assistance benefits are a supplement to a family's food budget.² By 2014, the percentage of households receiving food stamps in Broward County (12.7%) was lower than that of the State (14.3%) and the Nation (12.9%).

PERCENTAGE OF HOUSEHOLDS RECEIVING FOOD STAMPS 2014			
	Broward	Florida	U.S.
Households	12.7%	14.3%	12.9%
With one or more people 60 years and over	36.2%	33.9%	26.8%
With children < 18 years	51.3%	49.4%	54.6%

Source: U.S. Census Bureau

In Broward County, the issuance of food stamps has increased steadily since March 2015, the lowest spending amount of that year.



Source: Florida Department of Children and Families

HEALTH INSURANCE

Since the Affordable Care Act (ACA) became law (2010), approximately 17.6 million uninsured people have gained coverage—the largest reduction in the uninsured in decades.³

By 2014, the percentage of uninsured in Broward County was 21.7%, almost 1% lower than the previous year, but higher than the State (19.6%) and the Nation (14.2%).

Percentage of Uninsured Population*					
AGE	Broward County			Florida	U.S
	2012	2013	2014	2014	2014
< 18 years	14.1%	13.0%	12.1%	11.2%	7.1%
18 to 64 years	29.9%	30.4%	29.3%	27.9%	19.8%
> 65 years	3.0%	3.2%	3.2%	1.5%	1.0%
Total Uninsured	22.5%	22.6%	21.7%	19.6%	14.2%

Source: U.S Census Bureau *civilian non-institutionalized.

EDUCATION

The Broward County Public School (BCPS) system is the 6th largest public school system in the United States and the 2nd largest in the state of Florida. BCPS is Florida’s 1st fully accredited school system since 1962. BCPS serves a diverse student population. Students are from 208 different countries and speak 181 different languages.⁴

BROWARD STUDENT RACIAL/ETHNIC DISTRIBUTION 2015 - 2016		
Race/ethnicity	#	%
White	136,778	50.9%
Black	109,236	40.6%
Asian	10,001	3.7%
Native American or Native Alaskan	2,822	1.0%
Native Hawaiian or Pacific Islander	523	0.2%
Multiracial	9,476	3.5%
Ethnically Hispanic	84,785	31.50%
Non Ethnically Hispanic	184,051	68.50%

Source: Broward County Public Schools

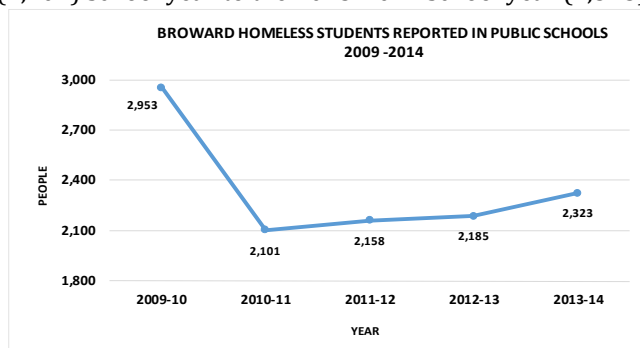
Regarding the educational attainment of people 25 years and over, Broward County had a higher percentage of *high school graduate or higher* (87.9%) compared to the State (86.5%) and the Nation (86.3%). In addition, the percentage of *bachelor’s degree or higher* was higher for Broward County (30.2%) than for the State (26.8%) and the Nation (29.3%).

EDUCATIONAL ATTAINMENT FROM 2010 to 2014			
Population 25 years and over	Broward	Florida	U.S
Percent high school graduate or higher	87.9%	86.5%	86.3%
Percent bachelor’s degree or higher	30.2%	26.8%	29.3%

Source: U.S. Census Bureau

HOMELESSNESS

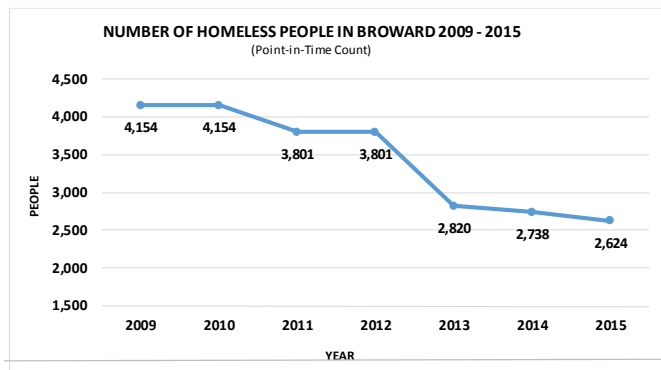
Nationally, ‘the U.S Department of Housing and Urban Development reports homelessness amongst families with children as the fastest growing homeless population. This is also true for Florida’.⁵ In Broward County, the number of homeless students reported in public schools much lower than the 2009-2010 (2,953) academic year; however, it has increased steadily from the 2010-2011 (2,101) school year to the 2013-2014 school year (2,323).



Source: Florida Department of Children and Families

‘Florida is making progress in reducing the number of persons experiencing homelessness. This is partially due to improved economic conditions. It is also due to local efforts, supported by the state. However, there is still work to be done to make Florida a leading state in addressing the needs of our homeless population. Of particular need throughout the state, is access to affordable housing’.⁶

The number of homeless people in Broward County has steadily declined each year since 2010 (4,154). During the last five years, homelessness people has decreased to a total of 2,624 in 2015; a 36% reduction.



Source 6 and Table: Florida Department of Children and Families 2015- Council of Homelessness

References:

- U.S. Census Bureau (2014). Income, Poverty, and Health Insurance Coverage in the United States.
- Florida Department of Children and Families (2016): ACCESS Florida Food, Medical Assistance and Cash.
- U.S Department of Health and Human Services (2015): Better Care, Smarter Spending, Healthier People.
- Broward County Public Schools (2016): Quick Facts About Broward County Public Schools.
- Florida Department of Children and Families (2015): Annual Report-Council on Homelessness.