

### District 9 EDUCATION

June 2012

#### EDUCATION

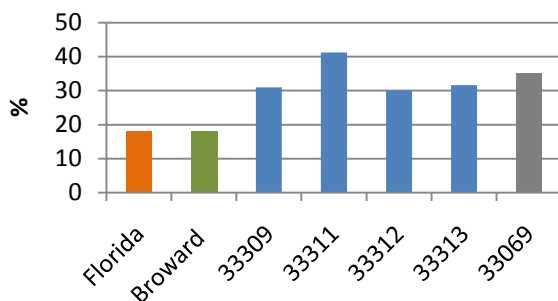
**Schools.** District 9 houses 21 elementary schools, 7 middle schools, 4 high schools, and 2 learning centers.

#### FCAT

FCAT was implemented in 1998 but in the 2010-2011 school year, a transition to FCAT 2.0 was initiated. This test differs from the original FCAT because it measures student's achievement according to the Next Generation Sunshine State Standards which is a more rigorous assessment than what was previously utilized. Promotion to the 4<sup>th</sup> grade is contingent upon a score of 2 or better on the 3<sup>rd</sup> grade FCAT reading and high school graduation is contingent upon a student attaining a 3 or higher on the 10<sup>th</sup> grade FCAT reading. This more rigorous scale did not have a tremendous effect on Broward as a whole which scored just as good, or better than, the state in certain grade levels. However, the same cannot be said about District 9 which appears to have had a significantly lower average than both Broward County and the State at many of its schools.

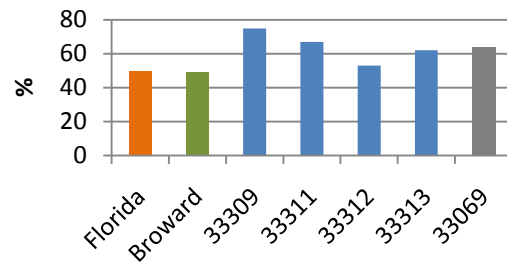
Depicted below are the percent of 3<sup>rd</sup> and 10<sup>th</sup> graders whose reading scores did not qualify for promotion.

**3rd Grade FCAT Scores NOT Qualifying for Promotion**



Source: School Board of Broward County

**10th Grade FCAT Scores NOT Qualifying for Promotion**



Source: School Board of Broward County

#### PROMOTION/RETENTION

Retention is considered to be one of the strongest indicators for future drop outs. Although it is unclear which grade of retention is the most detrimental to a student's academic future, numerous studies have disputed the belief that retaining a child will benefit their long-term academic development. According to an abundance of research, retention has various negative effects including: a decline in achievement gains, lower self-esteem, and it is also perceived as one of the most stressful life events.

The following tables depict the **promotion rates** for the elementary, middle and high schools in District 9. It is important to note the 3<sup>rd</sup> and 10<sup>th</sup> grade promotion rates because these are the grades in which a student may be retained due to low FCAT scores.

A table depicting promotion rates for 8<sup>th</sup> grade students is also included because according to a 2007 study 8<sup>th</sup> graders who are retained have a 14 percent reduced probability of completing high school.

### Elementary School Promotion Rates, 2010

District 9		
School	Zip Code	% 3 <sup>rd</sup> Graders
Lloyd Estates	33309	87.6
Oriole	33309	83.9
Broward Estates	33311	87.9
Dillard Elementary	33311	83.2
Martin Luther King	33311	81.9
Larkdale	33311	72.9
Lauderdale Manors	33311	71.3
Thurgood Marshall	33311	82.5
North Fork	33311	81.7
Rock Island	33311	91.7
Sunland Park	33311	82.5
Walker	33311	74.5
Stephen Foster	33312	96.1
Riverland	33312	93.9
Westwood Heights	33312	87
Castle Hill	33313	86.4
Endeavour	33313	98.9
Lauderhill Paul Turner	33313	88.3
Mirror Lake	33313	90.3
Royal Palm	33313	90.1
Village	33313	96.1
C. Robert Markham	33069	84.6

Source: School Board of Broward County

### Middle School Promotion Rates, 2010

District 9		
School	Zip Code	% 8th Graders
Lauderdale Lakes	33309	99.1
Arthur Ashe	33311	99.5
William Dandy	33311	99.2
Parkway	33311	95.8
New River	33312	97.7
Lauderhill	33313	99.5
Plantation	33313	98.1

Source: School Board of Broward County

### High School and Learning Center Promotion Rates, 2010

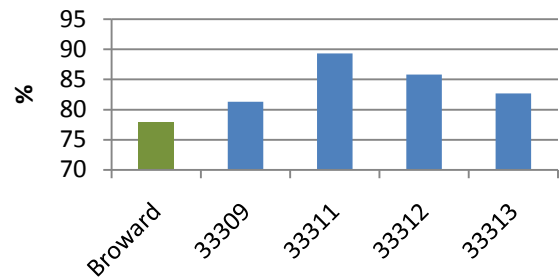
District 9		
School	Zip Code	% 10th Graders
<b>High Schools</b>		
Boyd Anderson	33309	99.3
Dillard	33311	99.1
Plantation	33312	98.8
Stranahan	33313	99.3
<b>Learning Centers</b>		
Cross Creek	33069	100
Cyprus Run	33069	100
Sunset School	33311	100
Wingate Oaks	33312	100

Source: School Board of Broward County

## GRADUATION/DROP OUT

Those who drop out and do not complete high school have increased risk for various economic, health and social problems. Over a lifetime, dropouts earn \$260,000 less than those who receive their high school diploma. Furthermore, poor health is associated with less education. Those who do not have at least a high school education are less likely to have health insurance or the ability to pay for out-of-pocket healthcare costs. Dropout rates also have an effect on society. Those who do not graduate contribute less in federal and state income taxes, and they also utilize public assistance programs more than their graduating counterparts.

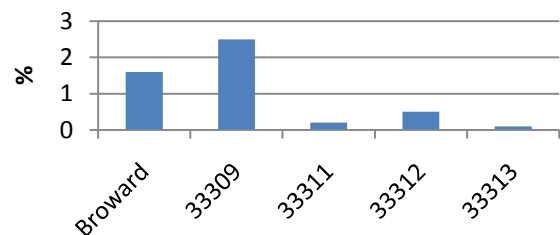
### FDOE High school Graduation Rate, 2010\*



Source: School Board of Broward County

\*Data based on Florida Department of Education standards which count both Special diploma and GED students as graduates

### High School Drop Out Rate, 2010



Source: School Board of Broward County

**Broward Regional Health Planning Council, Inc.** is a non-profit organization committed to delivering health and human service innovations at a national, state and local level through planning, direct services, evaluation and organizational capacity building. For additional information, please contact Regine Kanzki, MPH, Division Director, [rkanzki@brhpc.org](mailto:rkanzki@brhpc.org) or visit [www.BRHPC.org](http://www.BRHPC.org). The entire **Broward County Health Plan** is available online ([www.BRHPC.org](http://www.BRHPC.org)).