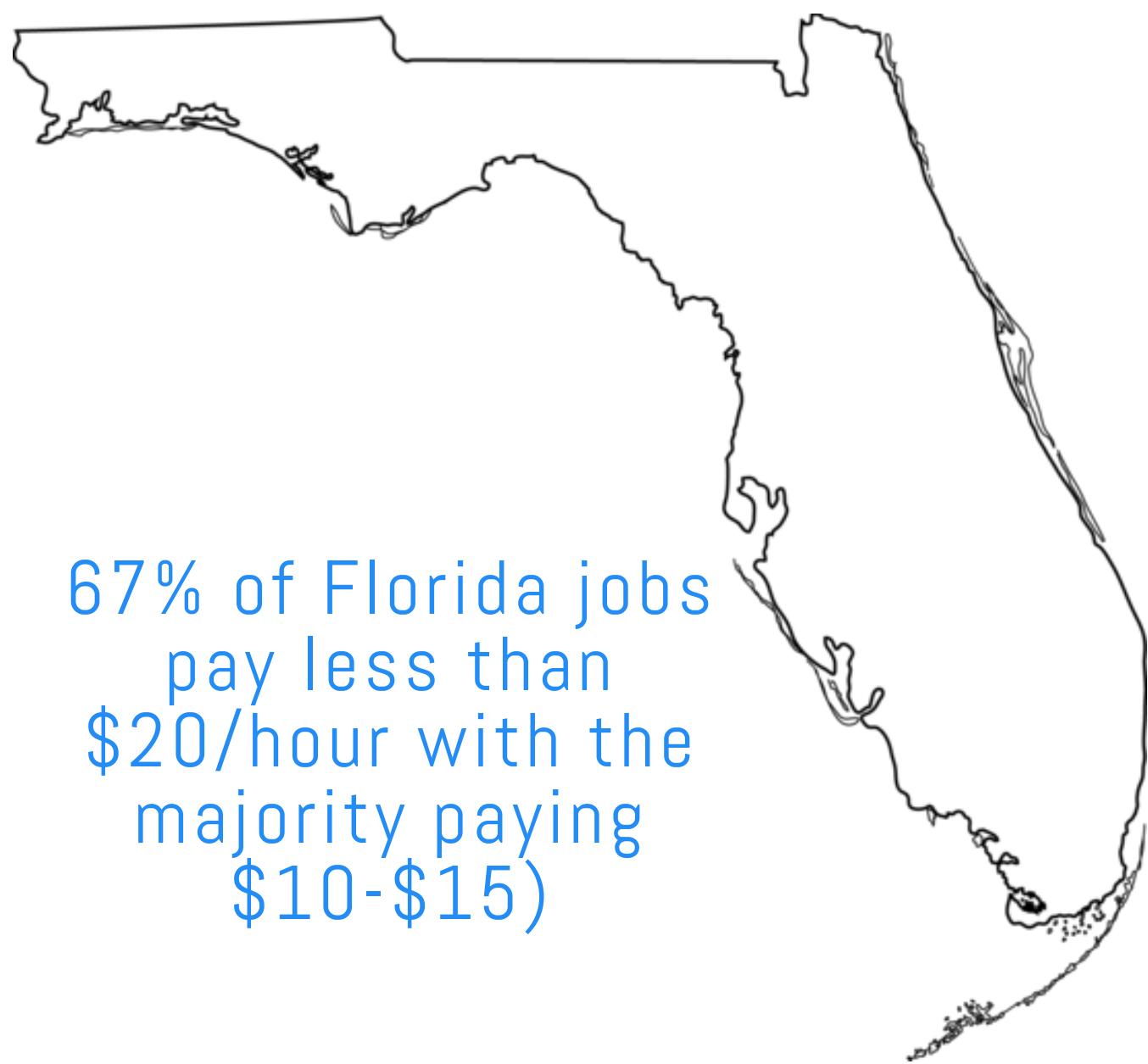


# Broward Regional Health Planning Council Fact Sheet

## 2018 ALICE Report Update


The ALICE (Asset Limited, Income Constrained Employed) Report is developed by the United Way and explores the population of individuals who have incomes above the federal poverty level but don't make enough to meet the basic cost of living in their respective county. This report considers money to cover basic necessities as the "Household Survival Budget" and the ALICE threshold as the average income needed to meet it.

### FLORIDA




Overall, the number of households that fell into the ALICE and poverty groups increased by 8% from 2010 to 2016. Below is a demographic breakdown of the groups with the highest ALICE and poverty levels.

### Demographics




46% of senior households (65+)



20% of black households



80% of single female head of household families



46% of single or cohabitating people under 65 without children



46% of families with children

### Basic Cost of Living

SINGLE ADULTS

\$20,712 (or \$10.36/hr)

4-PERSON HOME

(2 adults, 1 infant, 1 preschooler)  
\$55,164 (or \$13.79/hr/parent)

### Household Survival Budget, Florida Average, 2016

	SINGLE ADULTS	4-PERSON HOME
<b>Monthly Costs</b>		
<b>Housing</b>	\$ 6 1 7	\$ 8 4 8
<b>Child Care</b>	\$ -	\$ 1, 0 2 4
<b>Food</b>	\$ 1 6 4	\$ 5 4 2
<b>Transportation</b>	\$ 3 2 6	\$ 6 5 3
<b>Health Care</b>	\$ 1 9 5	\$ 7 2 0
<b>Technology</b>	\$ 5 5	\$ 7 5
<b>Misc</b>	\$ 1 5 7	\$ 4 1 8
<b>Taxes</b>	\$ 2 1 2	\$ 3 1 7
<b>Monthly Total</b>	\$ 1, 7 2 6	\$ 4, 5 9 7

# BROWARD

Broward County has historically had a higher cost of living than Florida as a whole. Broward has the second highest number of households (falling only behind Miami-Dade) that are ALICE and/or poverty-level. In addition, from 2010 to 2016 Broward's proportion of families that are ALICE and/or poverty level has had a minimal increase from 86% to 87%.

## Basic Cost of Living

	SINGLE ADULTS	4-PERSON HOME (2 adults, 1 infant, 1 preschooler)
<b>Broward</b>	\$24,420 (or \$12.21/hr)	\$65,040 (or \$16.26/hr/parent)
<b>Florida</b>	\$20,712 (or \$10.36/hr)	\$55,164 (or \$13.79/hr/parent)

Household Survival Budget, Broward Average, 2016		
	SINGLE ADULTS	4-PERSON HOME
<b>Monthly Costs</b>		
<b>Housing</b>	\$ 7 7 3	\$ 1 , 2 5 3
<b>Child Care</b>	\$ -	\$ 1 , 1 3 0
<b>Food</b>	\$ 1 6 4	\$ 5 4 2
<b>Transportation</b>	\$ 4 1 9	\$ 8 3 7
<b>Health Care</b>	\$ 1 6 4	\$ 5 9 8
<b>Technology</b>	\$ 5 5	\$ 7 5
<b>Misc</b>	\$ 1 8 5	\$ 4 9 3
<b>Taxes</b>	\$ 2 7 5	\$ 4 9 2
<b>Monthly Total</b>	\$ 2 , 0 3 5	\$ 5 , 4 2 0

In 2016, the city with the highest proportion of ALICE and/or poverty level households was Franklin Park CCP (33311) with 89% while the lowest proportion was in Parkland (33076, 33067) with 15%.

